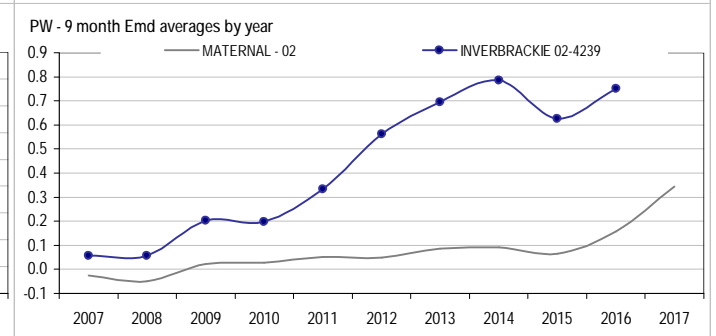
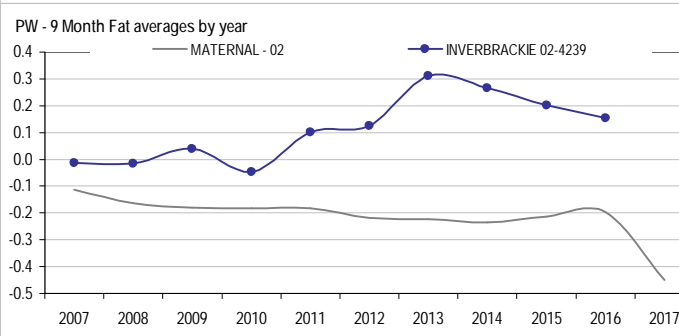
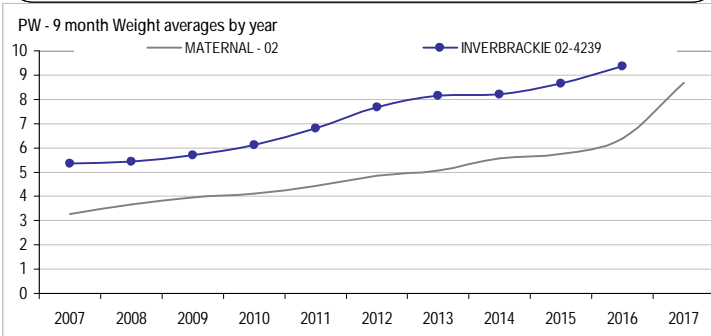
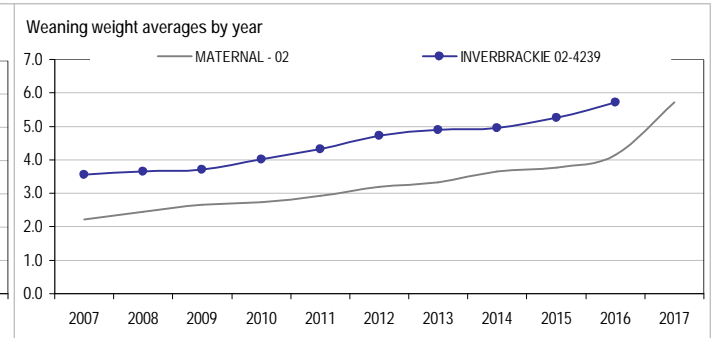
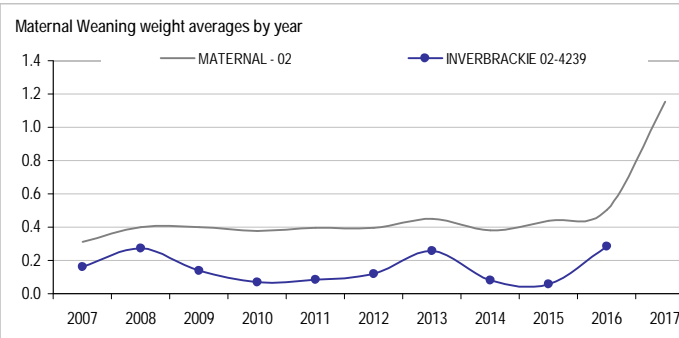
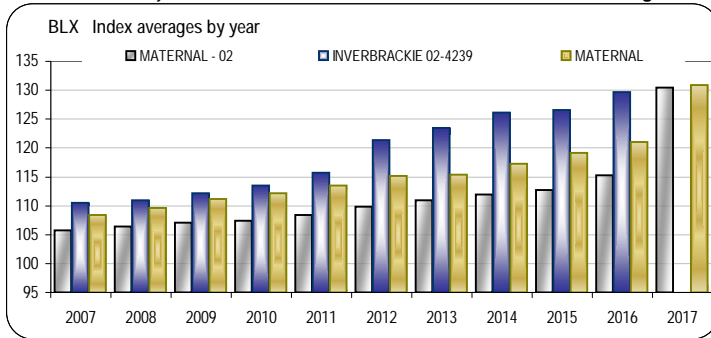


INVERBRACKIE

LYNTON & CLAIRE ARNEY
02-4239

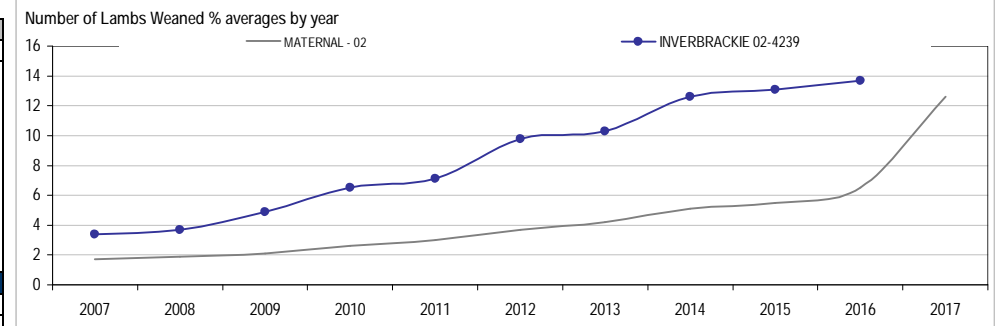
Analysis : **MATERNAL - 02**

Dated : 15-Aug-17



MATERNAL - 02												
	WWT	PWWT	PFAT	PEMD	YGFW%	YFD	NLW%	YNLW%	PWEC	BLX	Counts	
2008	2.5	3.7	-0.1	0.0	3.3	0.58	1.9	1.8	6.6	106.4	16167	
2009	2.7	4.0	-0.2	0.0	2.9	0.63	2.1	2.0	3.7	107.1	15386	
2010	2.7	4.1	-0.2	0.0	3.0	0.66	2.6	2.3	6.9	107.4	16779	
2011	2.9	4.4	-0.2	0.0	3.3	0.69	3.0	2.6	-2.7	108.4	18117	
2012	3.2	4.9	-0.2	0.1	3.8	0.73	3.7	3.2	-0.4	109.8	17711	
2013	3.3	5.1	-0.2	0.0	4.0	0.74	4.2	3.5	-1.4	111.0	15539	
2014	3.7	5.6	-0.2	0.1	4.5	0.81	5.1	4.1	-3.4	112.0	13657	
2015	3.8	5.7	-0.2	0.1	4.6	0.84	5.5	4.7	-4.4	112.7	13001	
2016	4.2	6.4	-0.2	0.1	5.1	0.89	6.5	5.3	-2.4	115.3	13144	
2017	5.7	8.7	-0.2	0.2	6.3	1.30	12.6	10.2	-5.2	130.5	29	

INVERBRACKIE 02-4239												
	WWT	PWWT	PFAT	PEMD	YGFW%	YFD	NLW%	YNLW%	PWEC	BLX	Counts	
2008	3.7	5.4	0.0	0.1	1.7	0.67	3.7	3.5	16.5	111.0	976	
2009	3.7	5.7	0.0	0.2	2.3	0.64	4.9	4.9	20.3	112.1	887	
2010	4.0	6.1	0.0	0.2	2.5	0.64	6.5	5.4	20.7	113.5	1044	
2011	4.3	6.8	0.1	0.3	3.2	0.74	7.1	5.7	15.2	115.8	1008	
2012	4.7	7.7	0.1	0.6	4.1	0.83	9.8	7.4	13.8	121.4	920	
2013	4.9	8.2	0.3	0.7	3.8	0.89	10.3	8.3	9.9	123.5	1010	
2014	5.0	8.2	0.3	0.8	4.4	0.93	12.6	9.7	11.3	126.2	1110	
2015	5.3	8.6	0.2	0.6	4.5	0.98	13.1	11.4	7.5	126.6	1105	
2016	5.7	9.4	0.2	0.8	5.5	1.04	13.7	11.2	6.8	129.7	1509	
2017	0.0	0.0	0.0	0.0	0.0	0.00	0.0	0.0	0.0	0.0	0	



INVERBRACKIE 02-4239	
Fleece	Yes
Weights	Yes
Carcase	Yes
FEC	Yes
Reproduction	Yes

