

INVERBRACKIE

LYNTON & CLAIRE ARNEY

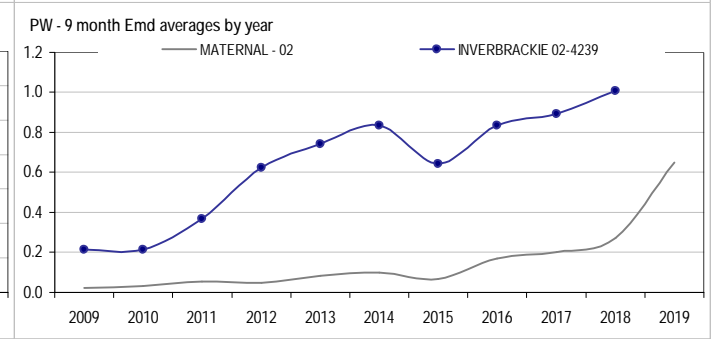
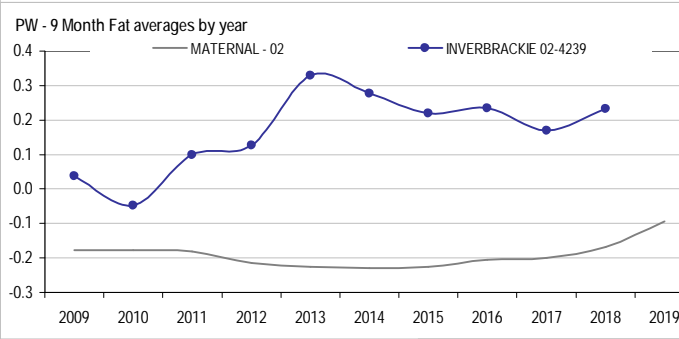
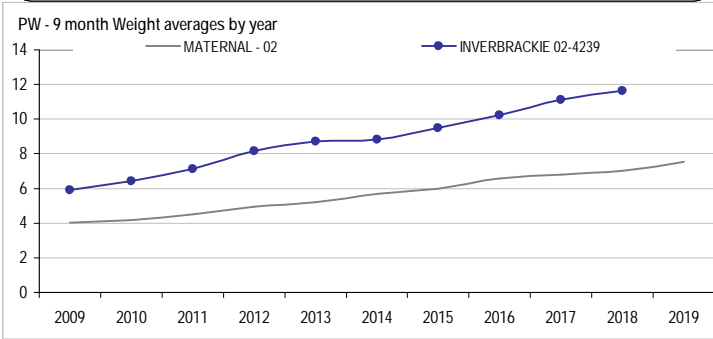
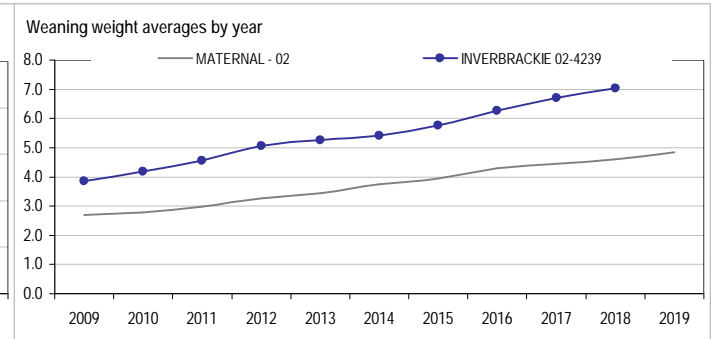
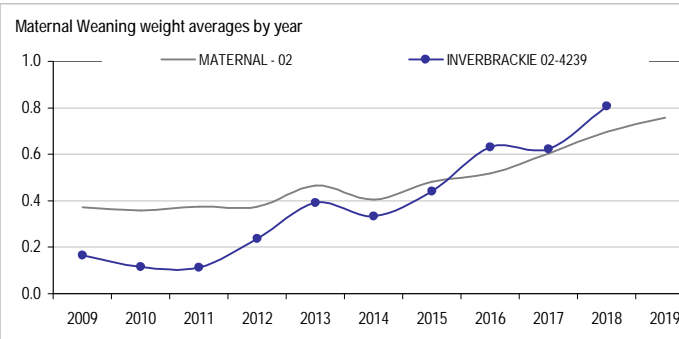
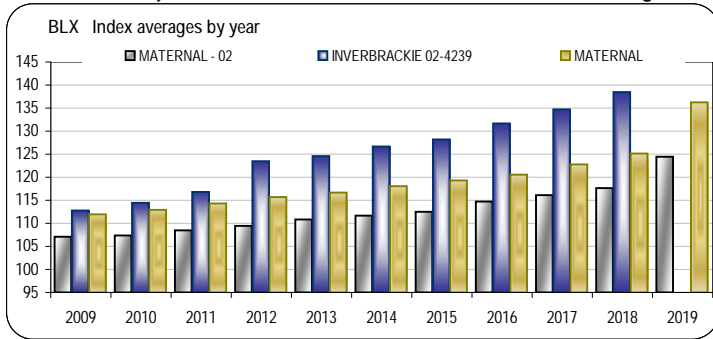
02-4239

SHEEP GENETICS



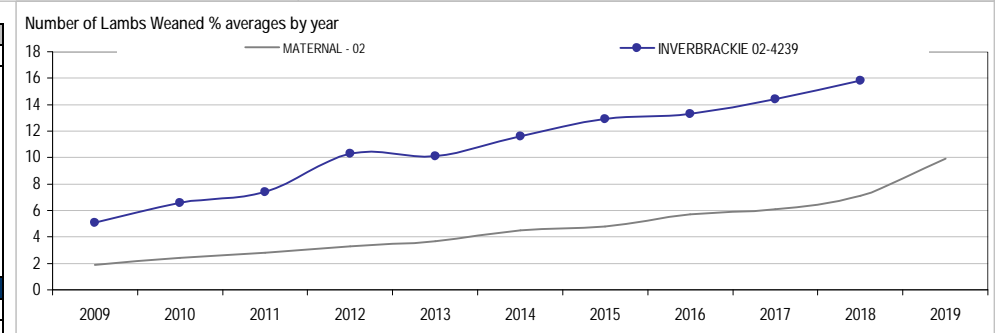
Analysis : **MATERNAL - 02**

Dated : **15-Aug-19**



MATERNAL - 02											
	WWT	PWWT	PFAT	PEMD	YGFW%	YFD	NLW%	YNLW%	PWEC	BLX	Counts
2010	2.8	4.2	-0.2	0.0	3.1	0.67	2.4	2.6	11.1	107.4	16786
2011	3.0	4.5	-0.2	0.0	3.4	0.70	2.8	2.9	1.7	108.4	18150
2012	3.3	4.9	-0.2	0.1	3.8	0.74	3.3	3.3	5.2	109.5	17782
2013	3.4	5.2	-0.2	0.0	4.0	0.74	3.7	3.5	3.8	110.8	15585
2014	3.7	5.7	-0.2	0.1	4.4	0.83	4.5	4.2	1.1	111.7	13768
2015	3.9	6.0	-0.2	0.1	4.6	0.87	4.8	4.5	1.2	112.4	13237
2016	4.3	6.6	-0.2	0.1	5.1	0.94	5.7	5.1	2.6	114.7	13763
2017	4.4	6.8	-0.2	0.2	5.2	0.99	6.1	5.7	-0.6	116.1	15131
2018	4.6	7.0	-0.2	0.2	5.4	1.07	7.1	6.3	-7.9	117.7	13823
2019	4.9	7.5	-0.2	0.3	4.7	1.21	9.9	9.3	0.0	124.5	240

INVERBRACKIE 02-4239											
	WWT	PWWT	PFAT	PEMD	YGFW%	YFD	NLW%	YNLW%	PWEC	BLX	Counts
2010	4.2	6.4	0.0	0.2	2.8	0.77	6.6	6.4	26.0	114.5	1043
2011	4.6	7.1	0.1	0.4	3.5	0.89	7.4	6.8	20.5	116.8	1007
2012	5.1	8.1	0.1	0.6	4.3	1.02	10.3	8.7	19.7	123.4	920
2013	5.3	8.7	0.3	0.7	4.2	1.07	10.1	8.9	16.7	124.5	1010
2014	5.4	8.8	0.3	0.8	4.7	1.15	11.6	10.1	15.2	126.7	1110
2015	5.8	9.5	0.2	0.6	5.3	1.29	12.9	11.6	12.6	128.2	1105
2016	6.3	10.2	0.2	0.8	6.2	1.38	13.3	11.3	11.5	131.7	1508
2017	6.7	11.1	0.2	0.9	6.5	1.48	14.4	13.7	7.4	134.7	1348
2018	7.0	11.6	0.2	1.0	7.1	1.64	15.8	15.1	-2.0	138.5	1329
2019	0.0	0.0	0.0	0.0	0.0	0.00	0.0	0.0	0.0	0.0	0



INVERBRACKIE 02-4239	
Fleece	Yes
Weights	Yes
Carcase	Yes
FEC	Yes
Reproduction	Yes

