

INVERBRACKIE

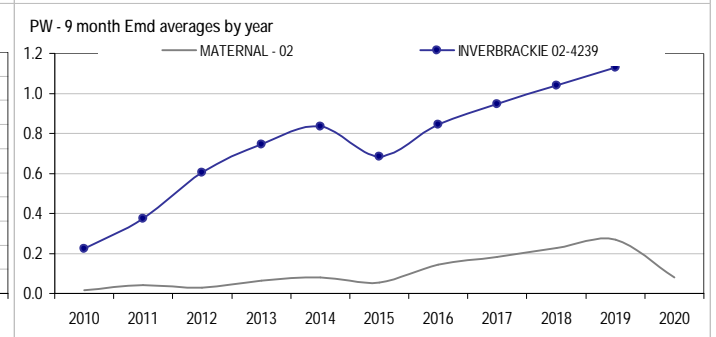
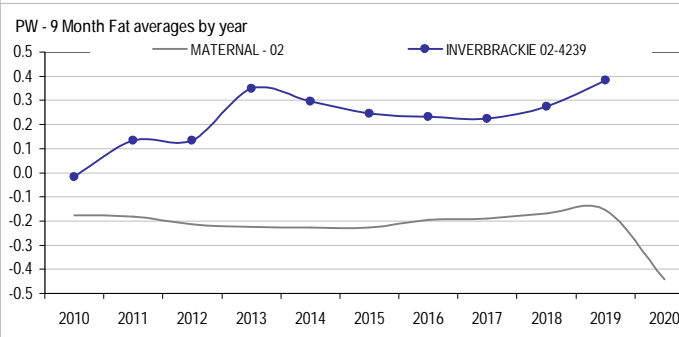
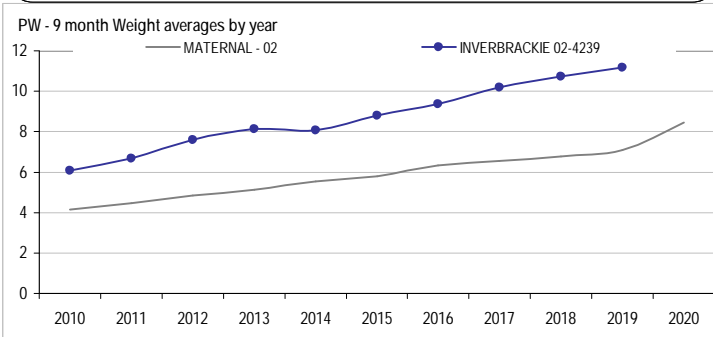
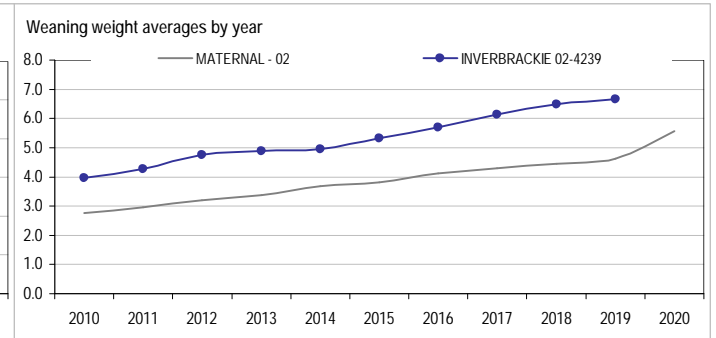
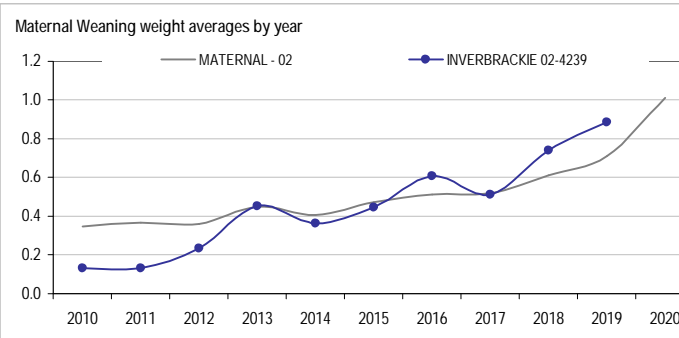
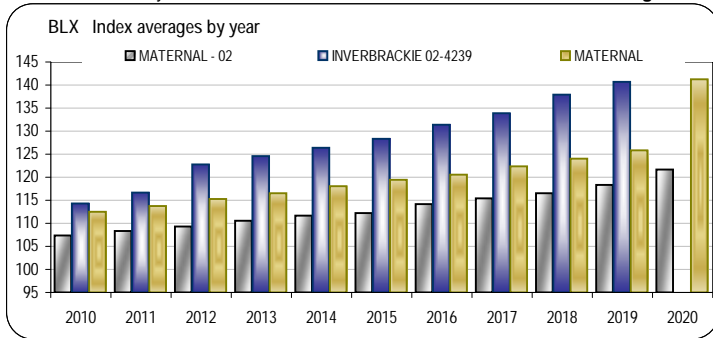
LYNTON & CLAIRE ARNEY
02-4239

SHEEP GENETICS



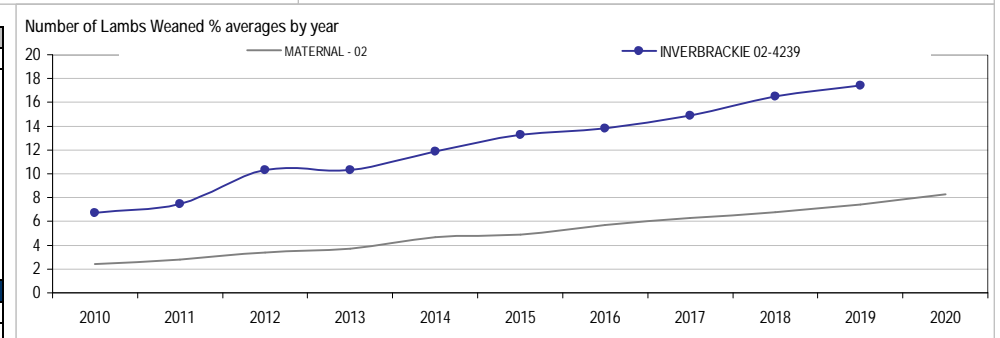
Analysis : **MATERNAL - 02**

Dated : **15-Aug-20**



MATERNAL - 02												
	WWT	PWWT	PFAT	PEMD	YGFW%	YFD	NLW%	YNLW%	PWEC	BLX	Counts	
2011	3.0	4.5	-0.2	0.0	3.3	0.67	2.8	3.3	-5.5	108.4	18153	
2012	3.2	4.8	-0.2	0.0	3.7	0.71	3.4	3.8	-3.4	109.3	17787	
2013	3.4	5.1	-0.2	0.1	3.9	0.72	3.7	4.0	-4.9	110.5	15597	
2014	3.7	5.6	-0.2	0.1	4.2	0.79	4.7	4.8	-5.5	111.7	13787	
2015	3.8	5.8	-0.2	0.1	4.4	0.83	4.9	5.1	-7.4	112.2	13248	
2016	4.1	6.3	-0.2	0.1	4.6	0.90	5.7	5.7	-6.4	114.2	13804	
2017	4.3	6.6	-0.2	0.2	4.7	0.95	6.3	6.4	-9.4	115.4	15226	
2018	4.5	6.8	-0.2	0.2	5.1	1.01	6.8	6.7	-13.7	116.5	14595	
2019	4.6	7.1	-0.2	0.3	5.2	1.05	7.4	7.3	-11.1	118.3	13211	
2020	5.6	8.5	-0.4	0.1	6.4	1.25	8.3	8.0	-9.0	121.7	86	

INVERBRACKIE 02-4239												
	WWT	PWWT	PFAT	PEMD	YGFW%	YFD	NLW%	YNLW%	PWEC	BLX	Counts	
2011	4.3	6.7	0.1	0.4	2.9	0.84	7.5	7.7	6.3	116.6	1007	
2012	4.8	7.6	0.1	0.6	3.7	0.99	10.3	10.0	5.0	122.8	920	
2013	4.9	8.1	0.3	0.7	3.7	1.06	10.3	10.6	1.4	124.6	1010	
2014	4.9	8.1	0.3	0.8	4.0	1.11	11.9	11.7	-0.1	126.5	1110	
2015	5.3	8.8	0.2	0.7	4.9	1.29	13.3	13.5	-3.6	128.4	1105	
2016	5.7	9.4	0.2	0.8	5.1	1.36	13.8	13.2	-4.2	131.4	1508	
2017	6.1	10.2	0.2	0.9	5.3	1.49	14.9	15.8	-7.7	133.9	1348	
2018	6.5	10.7	0.3	1.0	5.9	1.67	16.5	17.9	-14.6	138.0	1327	
2019	6.7	11.2	0.4	1.1	5.6	1.69	17.4	19.1	-15.6	140.7	1047	
2020	0.0	0.0	0.0	0.0	0.0	0.00	0.0	0.0	0.0	0.0	0	



INVERBRACKIE 02-4239	
Fleece	Yes
Weights	Yes
Carcase	Yes
FEC	Yes
Reproduction	Yes

