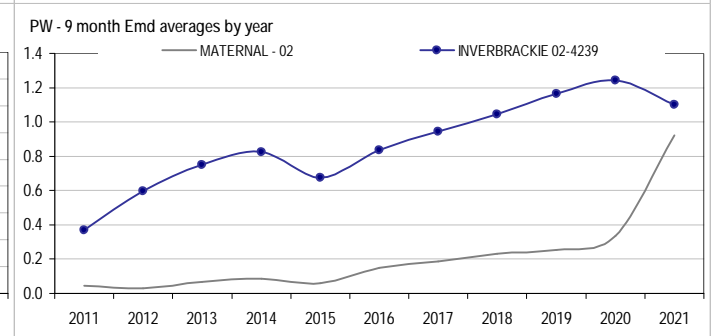
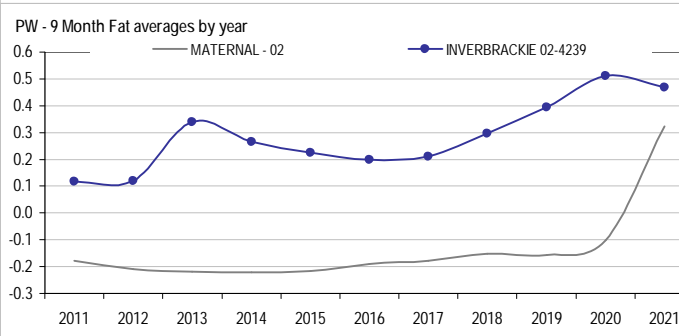
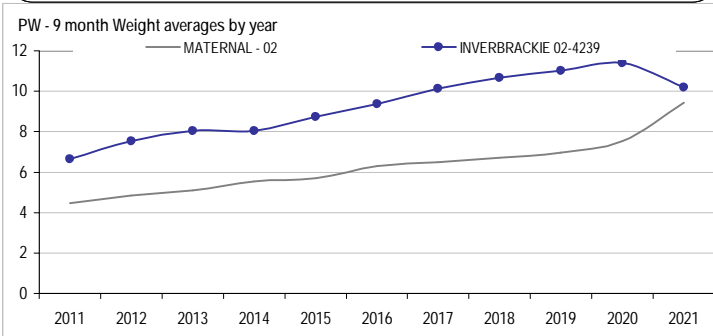
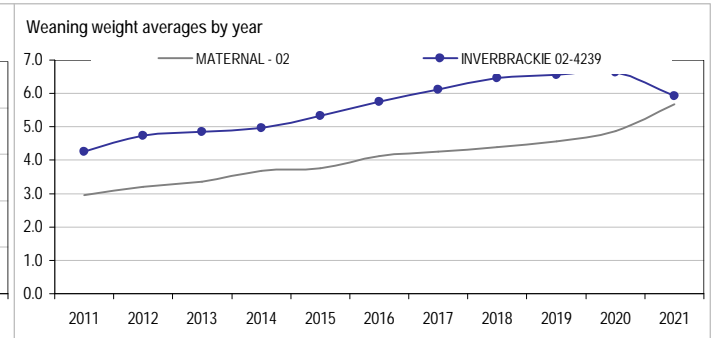
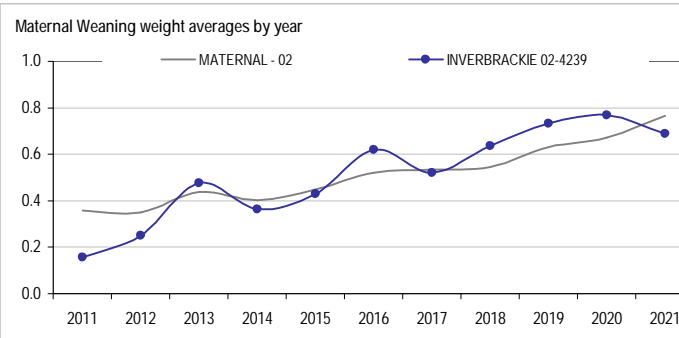
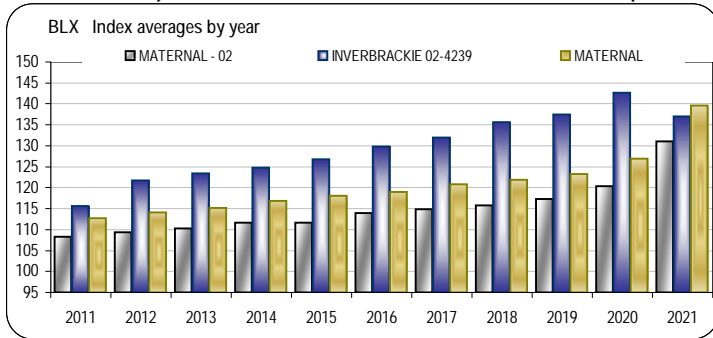


# INVERBRACKIE

LYNTON & CLAIRE ARNEY  
02-4239

Analysis : **MATERNAL - 02**

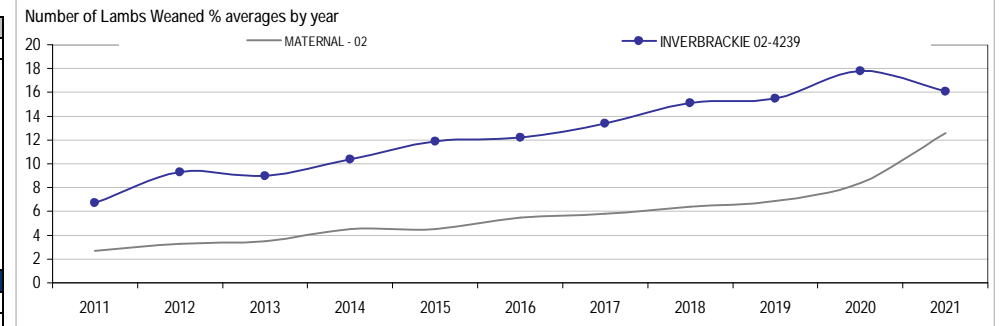
Dated : **1-Sep-21**



MATERNAL - 02												
	WWT	PWWT	PFAT	PEMD	YGFW%	YFD	NLW%	YNLW%	PWEC	BLX	Counts	
2012	3.2	4.8	-0.2	0.0	3.9	0.72	3.3	3.7	-5.2	109.3	17798	
2013	3.4	5.1	-0.2	0.1	4.1	0.72	3.5	3.8	-6.8	110.3	15931	
2014	3.7	5.5	-0.2	0.1	4.4	0.80	4.5	4.6	-7.0	111.6	13883	
2015	3.8	5.7	-0.2	0.1	4.5	0.84	4.5	4.8	-10.7	111.7	13646	
2016	4.1	6.3	-0.2	0.1	4.7	0.92	5.5	5.5	-7.8	114.0	13993	
2017	4.3	6.5	-0.2	0.2	4.7	0.95	5.8	6.0	-11.1	114.9	15630	
2018	4.4	6.7	-0.2	0.2	5.1	1.01	6.4	6.3	-14.8	115.8	15011	
2019	4.6	7.0	-0.2	0.3	5.3	1.04	6.9	6.9	-13.4	117.3	14246	
2020	4.9	7.6	-0.1	0.3	5.7	1.11	8.4	8.6	-12.6	120.4	15330	
2021	5.7	9.4	0.3	0.9	4.7	1.37	12.6	13.5	-15.3	131.1	1289	

INVERBRACKIE 02-4239												
	WWT	PWWT	PFAT	PEMD	YGFW%	YFD	NLW%	YNLW%	PWEC	BLX	Counts	
2012	4.7	7.5	0.1	0.6	3.1	0.98	9.3	8.9	3.6	121.8	920	
2013	4.8	8.0	0.3	0.7	3.3	0.94	9.0	9.1	0.4	123.5	1010	
2014	5.0	8.1	0.3	0.8	2.9	1.04	10.4	10.1	-0.9	124.9	1110	
2015	5.3	8.7	0.2	0.7	3.9	1.23	11.9	12.1	-4.4	126.8	1105	
2016	5.8	9.4	0.2	0.8	4.1	1.34	12.2	11.8	-4.7	129.8	1507	
2017	6.1	10.1	0.2	0.9	3.6	1.31	13.4	13.5	-9.1	131.9	1348	
2018	6.5	10.7	0.3	1.0	3.9	1.45	15.1	15.2	-15.3	135.6	1327	
2019	6.6	11.0	0.4	1.2	3.6	1.49	15.5	15.8	-17.1	137.5	1047	
2020	6.6	11.4	0.5	1.2	5.2	1.48	17.8	19.3	-15.2	142.6	1236	
2021	5.9	10.2	0.5	1.1	4.4	1.39	16.1	16.7	-15.3	137.1	830	



INVERBRACKIE 02-4239	
Fleece	Yes
Weights	Yes
Carcase	Yes
FEC	Yes
Reproduction	Yes

